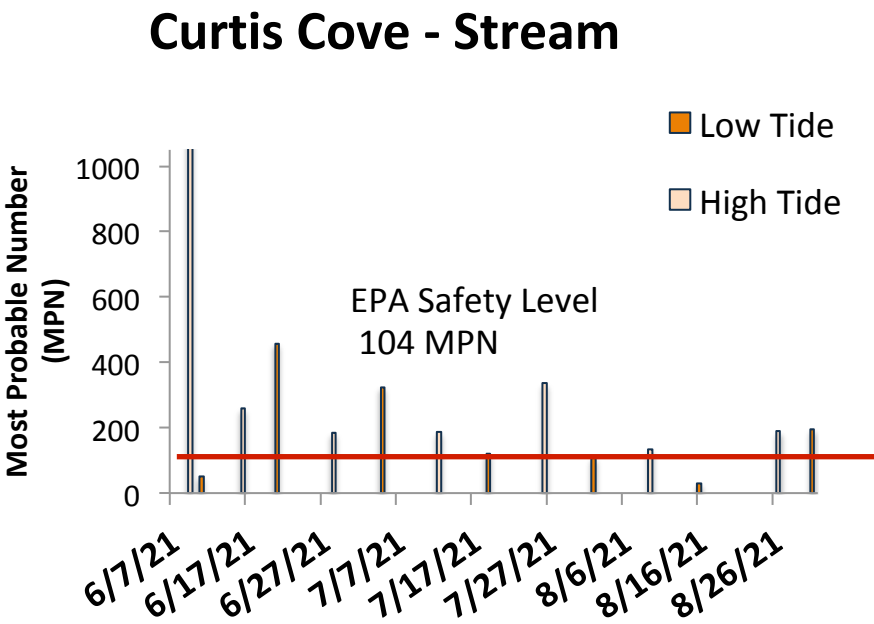
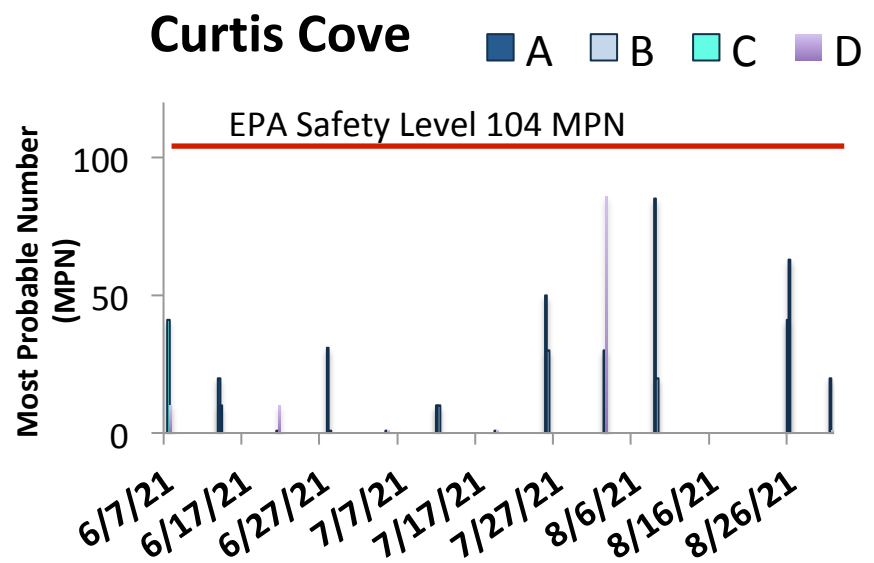








2021 Bacteria Levels at Curtis Cove


Enterococci bacteria, though not harmful themselves, indicate the presence of fecal contamination and other potentially harmful bacteria in the water. These are known to cause vomiting, diarrhea, nausea, abdominal pain, ear infections, and fever in recreational swimmers. Young children and people with compromised immune systems are especially susceptible. Beaches are monitored around the country to protect the public, but the Shaw Institute is the only organization that monitors beaches in the Blue Hill area, using the same protocols as the Maine Healthy Beaches program assessment parameters from EPA. **According to the EPA, no single sample should exceed 104 Enterococci bacteria cells per 100 mL using the most probable number method (MPN) and monthly averages should not exceed 35.** Curtis Cove is sampled every week rotating between the low and high tides.









For More Information, Please Visit Our Website

2021 Bacteria Levels at Curtis Cove (cont.)

Curtis Cove — 2021 Enterococci Levels			
Most Recent Sampling Days	Sampling Sites	Enterococci Bacteria Count	Meets EPA Criteria
Aug 2 (Low Tide)	C	30	
	D	86	
Aug 9 (High Tide)	A	85	
	B	20	
Aug 16 (Low Tide)	C	<10	
	D	<10	
Aug 26 (High Tide)	A	41	
	B	63	
Aug 31 (Low Tide)	C	20	
	D	<10	

Monthly Average (Aug 2– Sept 3)	43.25	
---------------------------------	-------	---

Curtis Cove Stream — 2021 Enterococci Levels		
Most Recent Sampling Days	Enterococci Bacteria Count	Meets EPA Criteria
Aug 2 (Low Tide)	108	
Aug 9 (High Tide)	135	
Aug 16 (Low Tide)	30	
Aug 26 (High Tide)	189	
Aug 31 (Low Tide)	195	

Monthly Average (Aug 2– Sept 3)	131.4	
---------------------------------	-------	---

For More Information, Please Visit Our Website